

# 2011 Belle Creek Community Garden

Garden plots for current gardeners are available starting November 15<sup>th</sup>.


Why participate in a community garden project?

Meet your neighbors; Grow healthy food for yourself / family; Cut costs, grow your own vegetables; Participate in Neighborhood Beautification

Plots will be open to new gardeners on January 1<sup>st</sup>.

Secondary plots will be available on March 1<sup>st</sup>.

**Green  
Thumbs  
Welcome!**



**Sign Up Now,  
First Come First Serve**

**Introduce  
Kids to  
Gardening**




**Harvest  
Events**

**-Veggie Swap-  
-Donate to Area  
Food Banks-**



**Cut costs, grow  
your own  
vegetables and  
know where  
your food  
comes from.**




**Limited plots available, bring cash or check to signup at the Belle Creek Family Center front desk. Payment due upon sign-up.**


*Garden plots for current gardeners are available starting November 15<sup>th</sup>, plots will be open to new gardeners starting January 1<sup>st</sup>. Secondary plots will be available on March 1<sup>st</sup>.*

# Belle Creek Garden Plot Renewal/Sign Up Form

**Option 1 = Half plot 3.5' x 9.75'**  
**\$20 for the Season + \$10 deposit**



**Option 2 = Full Plot 7' x 9.75'**  
**\$40 for the season + \$20 deposit**



\* Actual lot **not** shown in pictures

Choose Option - 1 or 2	\$20.00 (opt. 1) or \$40.00 (opt. 2)
Per plot deposit for end of season cleanup is also required.	\$10.00 (opt.1) or \$20.00 (opt.2)

Name (Print):

\_\_\_\_\_

Address:

\_\_\_\_\_

Phone:

\_\_\_\_\_

E-mail:

\_\_\_\_\_

Total amount due:

\_\_\_\_\_

Cash : \_\_\_\_\_

Check: \_\_\_\_\_

*I want to tend to the same garden plot that I did in 2010.*

Signature: \_\_\_\_\_

Date: \_\_\_\_\_

*I agree to abide by all the rules in the garden plot agreement.*

Signature: \_\_\_\_\_

Date: \_\_\_\_\_

# Belle Creek Garden Plot Agreement, pg. 1

1. **Do not prune, take or pick anything from another gardener's plot.** Thieves are not tolerated and will be asked to leave the garden and forfeit their deposit.
2. **Plants that vine are allowed, but must be kept within the confines of the individual gardener's plot.**
3. **The Garden is a community garden and it is everyone's responsibility to maintain the common areas** of the garden. This includes pathways, courtyards and street front sidewalks.
4. **You must maintain your plot.** Volunteers maintain the overall garden and do not have the time to clean up or maintain your plot. You are expected to actively garden and maintain your plot in an acceptable manner. All garden plots must be worked by May 15th.

**Warning Notices and Plot Reassignment.** A first warning will be mailed to any gardener whose plot looks untended. The gardener is given 10 days to remedy the situation. A second warning is sent if, after the 10 days has past, the plot still shows no sign of active gardening or the stated problem still exists. Another 10 days is given to cure the complaint. If the plot is *still* not gardened – after two warnings and 20 days – it will be reassigned to the next person on the Wait List. A Plot Committee member will mail notice of reassignment and attempt to phone the past gardener at least three times on three separate days.

“...an acceptable manner” means that you are actively gardening – digging, sowing, planting, weeding, pruning, watering, harvesting, etc. – once a week at the very least during the growing season. If you are ill or on short vacation, ask another garden plot holder to water and tend your plot or contact the Steering Committee to ask a volunteer to “garden sit” during your brief absence.

5. **Trees and tall shrubs are not allowed in garden plots.** Trees are NOT permitted in individual garden plots. Root systems can be extensive. Even dwarf species have roots that can spread underground to a neighbor's plot, leaching the soil of nutrients and moisture. Leaves, of course, block the sunlight. **Woody shrubs** must not exceed 3 feet in height and their root system must not extend beyond the plot in which they are planted. Woody shrubs may only be planted with the prior approval of the Steering Committee. The only exception to this rule is roses. **Tall plants** may also shade your neighbor's plot. Plant where they are least likely to cast shade.
6. **Standing towers and walls are not allowed.** “High rise” structures, walls, or any construction or assemblage of materials that encloses a plot or intrudes on another's is not permitted. Only one side of a garden plot can have vertical trellis-like, open, airy structures for supporting climbing vegetables, vines or flowers. Poles, stakes, cages and other supports that are used for plants are allowed.
7. **You must weed the walkway that borders your plot.** You are responsible for taking care of (halfway out into) the path bordering your plot. It must be smooth to walk on and kept free of debris and weeds. Plot borders must not extend into the Garden's dividing paths. These paths cannot be eliminated and must be kept clear. Pots, boxes, containers, etc., must not be placed on any walkway (a means of extending your plot). Plants cannot extend onto the walkway. Be considerate of all who walk past. Prune, tie back or transplant errant plants – especially if they are thorny.
8. **You must bring your own tools.**

## Belle Creek Garden Plot Agreement, pg. 2

9. **Hoses must be neatly rewound after use and placed on their retainer.** Please take special care not to damage someone else's plants when pulling a hose to your plot. If you're the last one to use the hose, shut off the spigot and let the water drain out as well as turn the valve off in the ground. Never water another's plot unless you have been asked to. Watering must not happen between 10 a.m. and 6 p.m. per South Adams water restrictions.
10. **Pesticides.** It is the Belle Creek Community Garden policy that NO chemical (non-organic) pesticides, herbicides, and fertilizers are used under any circumstances. We will recommend the types of products that can be used.
11. **We encourage you to compost, but only that which will decompose. You may compost:** coffee grounds, tea bags, egg shells, clam shells, deadheaded blooms, thinned sprouts, dead plants, leaves, chopped vegetables, citrus and fruit peels. **Do not compost:** plastic bags, metal, rubber, etc., large branches or any branches with thorns, non-vegetable matter (meat, fish, dairy), kitty litter, pet feces, grease, plants with disease or pests, rocks or anything that isn't organic.
12. **We encourage you to volunteer in the garden** – to donate some time to the maintenance of the Garden and to make sure the Garden rules are obeyed. The Garden is an all-volunteer effort and maintenance needs to be done daily. It's unfair that all the work falls to only a handful of people. You are encouraged to volunteer at least 3 hours a month. A sign-up sheet will be on site.
13. **You may bring guests. Children must be supervised. No pets are allowed in the main vegetable garden area.** Visitors are welcome in the Garden but must be accompanied by a Garden member. Closely supervise children 12 years old and younger so that they do not wander. Children are not allowed in any other gardeners' plot.
14. **"Off-Season" Clean Up / Take Home.** Take home all personal items on their plot by end of season. Each gardener is responsible for cleaning his/her plot. This includes but is not limited to dead plants, weeds, trash, tools, sticks and cages. **End of season is the first weekend in November.** Any thing left after November 15<sup>th</sup> will be thrown away or donated to charity. Gardeners must clean their plot in order to have their deposit returned. Perimeter boxes will be allowed to stay if you are keeping the same garden plot next year. If you aren't, they can be left if they are the appropriate size and not falling apart.
15. **Please communicate with your neighboring gardener.** If you have an issue and cannot communicate with them in person, know that the Family Center has e-mail and phone information for all gardeners.
16. **Those gardeners requesting more than one plot will be able to request another plot after March 1<sup>st</sup>.** Gardeners will need to designate one garden plot as a priority plot and the other one as a secondary plot. Gardeners will be able to reserve their priority plot by November 15<sup>th</sup>, but secondary plots won't be made available until garden spots have been opened up to other residents not participating in the garden the previous year.

***By signing your Plot Renewal Form each year you agree to abide by the above rules and regulations. Failure to follow them may result in garden privileges being revoked and/or garden plots being reassigned.***

# Belle Creek Community Garden Committee Guidelines

The Garden Committee serves as the planning and regulatory entity for the Belle Creek Community Garden. The responsibilities of the committee include:

- Enforcing the rules set out in the Garden Plot Agreement
- Amending and updating the Garden Plot Agreement as necessary
- Planning garden events and classes
- Promoting the Community Garden within the neighborhood

Individual committee members are responsible for:

- Being active members in the garden, keeping a well-maintained plot, and having no infractions against them
- Attending monthly committee meetings during the Spring-Fall season, and as needed during the Winter season

Garden members can put their name up for election for the garden committee by notifying the manager at the Belle Creek Family Center. Committee members will be elected by a general vote of the members of the community garden. They will serve a two year term after which they will need to relinquish their seat. However, a member can run again after their term has expired. If for some reason a seat becomes vacant part way through the year, the community garden committee and the Belle Creek Family Center Manager reserve the right to appoint a committee member.